



**Using Texas OnCourse
Academy**

Tuesday, November 19, 2019

Participation and Interaction

The image shows a Zoom meeting interface with a Q&A window open. The background is the Zoom website, which includes a navigation bar with links for SOLUTIONS, PLANS & PRICING, CONTACT SALES, JOIN A MEETING, HOST A MEETING, and MY ACCOUNT. The main content area features several cards for Meetings, Video Webinar, and Developer Platform. A Q&A window is overlaid in the center, displaying the text "You have no question." and an input field with the placeholder "Input questions and comments here!". Below the input field is a checkbox for "Send Anonymously" and a "Send" button. The Zoom meeting controls are visible at the bottom, including "Audio Settings", "Chat", "Raise Hand", "Q&A", and "Leave Meeting".

AGENDA

- Introductions
- Dashboard Overview
 - Sandra Bissett, Product Manger
- Module Structure and Demonstrating Mastery
 - Jaslyn Greene, Associate Director of Content and Resources
- Learning Experience
 - Jeff Hodson, Assistant Director of Instructional Design
- Academy Syllabus
- Upcoming Webinars
- Q&A and Wrap-Up



Jaslyn Greene

Associate Director of Content and Resources

Sandra Bissett

Product Manager





Jeff Hodson

Assistant Director of Instructional Design

Dashboard Overview

Dashboard Demo



Photo credit: [Camius Security Refined](#)

Dashboard Introduction

The dashboard features a top navigation bar with the TexasOnCourse logo, a search bar, and user information (Sandra Testerton). Below this is a secondary navigation bar with tabs for Academy, MiddleGalaxy, and DataDive. A left sidebar contains navigation links: Dashboard, Explore Modules, and Module Directory. The main content area is divided into several sections:

- LAST UNIT VISITED:** Shows the current unit (FA/SA) and a 'CONTINUE' button.
- Additional Resources:** A section for further learning materials.
- NEW CONTENT:** Lists recent updates, including 'Common Application (Common App)' and 'Texas Success Initiative Assessment (TSIA)', each with an 'Explore Module' button.
- MY PROGRESS:** A grid of progress indicators for various topics:
 - Financial Aid (1 star)
 - Postsecondary Pathways (1 star)
 - Specialties (1 star)
 - Career Pathways (1 star)
 - FINANCIAL AID APPLICATION PROCESS (3 stars)
 - SCHOLARSHIP APPLICATION PROCESS (3 stars)
 - COLLEGE COST (1 star)
 - FINANCIAL AID: FOUNDATIONAL KNOWLEDGE (1 star)
- VIEW MY BADGES AND CERTIFICATES:** A button at the bottom right of the progress section.

At the bottom left, there are links for 'Where are my badges?', 'Support & Feedback', 'Web Accessibility', and 'Glossary'.

Exploring Modules

The screenshot displays the TexasOnCourse website interface. At the top, there is a search bar and a user profile for Sandra Testerton. Below the navigation bar, there are tabs for Academy, MiddleGalaxy, and DataDive. The main content area is divided into four categories: Financial Aid, Postsecondary Pathways, Specialties, and Career Pathways. The Postsecondary Pathways category is selected, showing a grid of modules with star ratings. The 'Entrance and Placement Exams' module is highlighted in dark blue with a 4-star rating. Below this, the 'ASVAB' module is expanded, showing a list of units from 01 to 07. Unit 04, 'Career Exploration Student Testing', is currently selected. The left sidebar contains navigation options like Dashboard, Explore Modules, and Module Directory. The bottom left corner has links for 'Where are my badges?', 'Support & Feedback', 'Web Accessibility', and 'Glossary'.

TEXASONCOURSE

Search

Sandra Testerton

Academy MiddleGalaxy DataDive

Financial Aid Postsecondary Pathways Specialties Career Pathways

★★★★★ Admission and Application Process

★★★★ Entrance and Placement Exams

★ Postsecondary Pathways: Foundational Knowledge

★ Postsecondary Research

MODULE 01 02 03 04

★ ASVAB

Introduction ▶

Preassessment ▶

01 UNIT ASVAB Preparation

02 UNIT Taking the ASVAB

03 UNIT Military Enlistment Testing

04 UNIT Career Exploration Student Testing

05 UNIT ASVAB CEP Testing Accommodations

06 UNIT Score Interpretation


07 UNIT Engaging Students and Families in the ASVAB Process


Where are my badges?
Support & Feedback
Web Accessibility
Glossary

Viewing Badges and Certificates

CERTIFICATES BADGES

You have received the following certificates from Texas OnCourse.





College Cost 

Awarded on Jul. 4, 2019 9:47 AM

This certificate of continuing professional education credit affirms that the educator has successfully completed the CollegeCost course requirements by mastering the content in the College Finances module.

[See older certificate versions](#)

 PRINT Badges selected 



TEXAS ONCOURSE

CAREER LEARNING EXPERIENCE CERTIFICATE OF RECOGNITION

Awarded to

JASLYN GREENE

for completing Career Learning Experience
Awarded on this 6th day of September, 2019
for 1 CPE hour

Harrison Keller
Deputy to the President for Strategy and Policy

Laura Brennan
Director of Texas OnCourse

Printable Certificate

Completing a Module

A group of students sitting on bleachers, some using laptops and smartphones. The image has a blue and purple color overlay.

Module Structure


Module Introduction

Academy MiddleGalaxy DataDive

Financial Aid > Financial Aid Application Process > FAFSA > Introduction

Applying for Student Aid

Watch this video to learn more about FAFSA, the Free Application for Federal Student Aid.



Introduction to the FAFSA Watch later Share

FAFSA
Free Application for
Federal Student Aid

(Federal Student Aid, 2017, Applying)

< >

Next →

Module Preassessment

Academy MiddleGalaxy DataDive

Financial Aid > Financial Aid Application Process > FAFSA > Preassessment

Preassessment

UNIT 1 QUESTIONS 1-8/24

Q1 Which of the following are taken into consideration for determining students' eligibility for federal student aid? (Select all that apply.)

- Field of study
- Gender
- Parents' income
- Student's income

Q2 To be eligible to receive federal student aid, a student:

- Does not have to agree to use federal student aid for educational purposes.

< > [Next →](#)

Financial Aid

Postsecondary Pathways

Specialties



Financial Aid Application Process



Scholarship Application Process



College Cost

MODULE

01

02

03

FAFSA

Introduction >

Preassessment >

01
UNIT

FAFSA Preparation

02
UNIT

FAFSA Completion

03
UNIT

FAFSA Submission

04
UNIT

Verification and Renewal

Module Units

- Dashboard
- Explore Modules
- Module Directory

Financial Aid	Postsecondary Pathways	Specialties	Career Pathways
<p>Financial Aid Application Process</p>	<p>Scholarship Application Process</p>	<p>College Cost</p>	<p>Financial Aid: Foundational Knowledge</p>

MODULE 01 02 03

★ Mastered ☆ Still learning

★ FAFSA



Introduction >

Preassessment >

★ 01 UNIT FAFSA Preparation

Eligibility for Federal Student Aid >

FAFSA Preparation Tips >

Reporting Parental Information on the FAFSA >

Federal Student Aid (FSA) ID >

FSA ID Frequently Asked Questions >

★ Test Your Mastery >

★ 02 UNIT FAFSA Completion

★ 03 UNIT FAFSA Submission

- Where are my badges?
- Support
- Feedback
- Web Accessibility
- Glossary

Additional Resources

TEXAS ONC...

FOLLOW

FAFSA - All

35 links

ACT

- ACT - All 1
- ACT - Unit 1 1

Show all 9

ADVISING HIGHLY MOBILE STUDENTS

APPLYTEXAS

ASVAB

BASIC PRINCIPLES OF CAREER PATHWAYS

Federal Student Aid and Homeless Youth | Federal Student Aid

PDF

FAFSA - All FAFSA - Unit 5 Financial Aid

Apr 26, 19 studentaid.ed.gov

Accepting Aid | Federal Student Aid

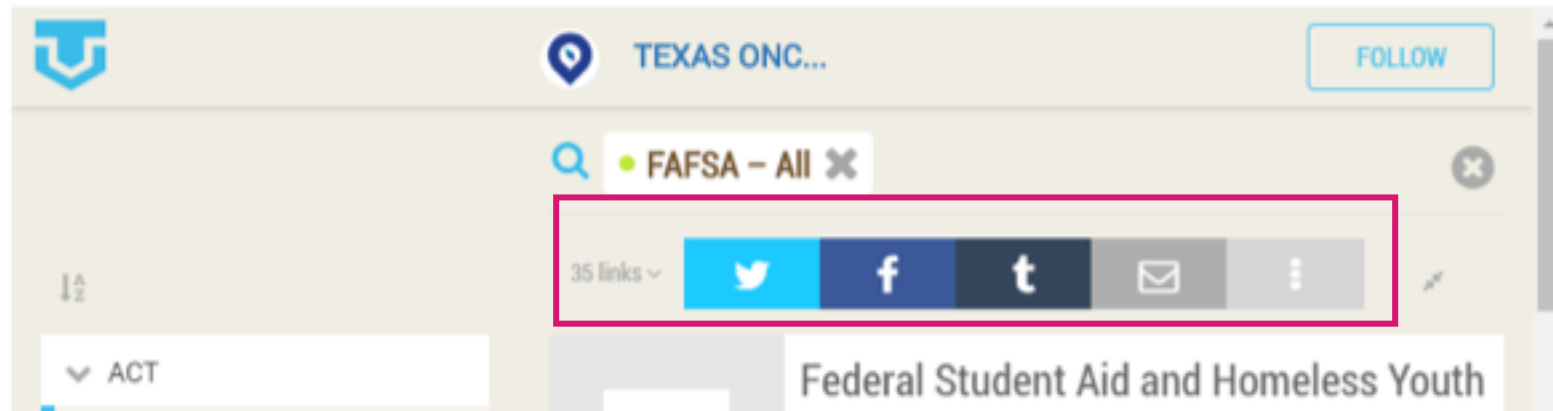
Your school financial aid office sends you a financial aid offer. Consider at your options and make an informed decision about what aid to accept.

FAFSA - All FAFSA - Unit 5 Financial Aid

Next →

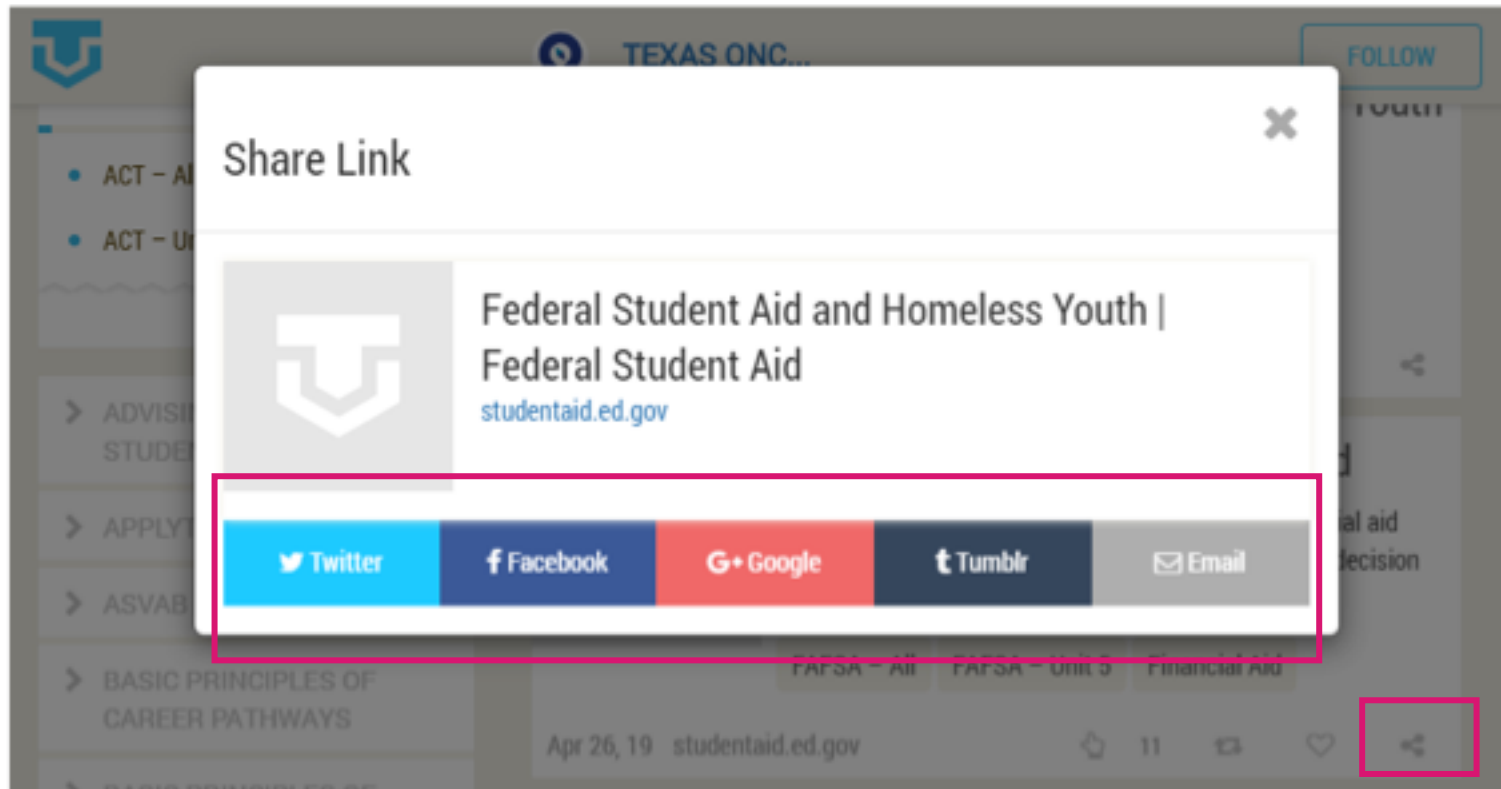
Additional Resources

Additional Resources



**Sharing
All
Resources**

Additional Resources



**Sharing
Individual
Resources**

A group of diverse students is sitting on bleachers in a school setting. They are engaged in learning activities, with several students using laptops and smartphones. The scene is overlaid with a semi-transparent blue and purple gradient. The text "Demonstrating Mastery" is prominently displayed in the center in a large, white, bold font.

Demonstrating Mastery

Your Next Steps

You'll notice the Module Explorer page has been updated to reflect your mastery of the units of this lesson. Click on Next to return to the Module Explorer page to select what you'd like to do next.

Preassessment Mastery

Mastery

MODULE 01

★ Mastered ✨ Still learning

★ College Finances ⓘ

[Introduction >](#)

[Preassessment >](#)

★ 01 UNIT Understanding the Cost of College ⌵

★ 02 UNIT Financial Aid Award Letters ⌵

★ 03 UNIT Student Loan Default Prevention ⌵

★ 04 UNIT Money Management ⌵

★ 05 UNIT Engaging Students and Families ⌵

[Additional Resources >](#)

[References >](#)

Test Your Mastery II



Congratulations! You mastered the objectives in this unit.

[Return to dashboard](#)



True



False

Mastering a Unit

A group of diverse students is sitting on wooden bleachers in a classroom or library setting. They are engaged in learning activities, with several students using laptops and smartphones. The scene is overlaid with a semi-transparent blue and purple gradient. The text 'Learning Experience' is prominently displayed in the center in a large, white, sans-serif font.

Learning Experience

01. Explain the eligibility and documentation requirements for federal student aid

Test Your Mastery I



Mr. Washington, high school counselor

Hi. Can you help me clarify something? According to FAFSA, my student Rebecca is a dependent student who does not live with her parents.

Should Rebecca leave the parent information on the FAFSA blank?

Yes

No



Test Your Mastery

07. Explain the NCAA and NAIA athletic eligibility requirements

Who's an Amateur?



Who's an Amateur?

The NCAA and NAIA each have their own set of amateurism requirements that their student-athletes must satisfy to participate in college athletics. This activity will help you learn more about those requirements. Click on a person below to explore their situation, then indicate whether you think it will affect their amateur status.



Next →

Student Scenarios

Reflection

Take some time to reflect about the information you've just read.

How do you or how might you motivate your students to plan when they will take their SAT test?

I'd like to

Thanks for reflecting on this. We know that you want the best for your students, but sometimes students drop the ball. Let's see what happens when students sign up for the SAT late.



 Feedback

Next →

Reflection Opportunity I

- 01. Explain pre-ETS activities and eligibility requirements
- 03. Identify eligibility requirements for disability services, including vocational rehabilitation services

Reflection

Which activities do you think are the most important? Rank each activity.

Most Important

Workplace readiness training
Work-based learning experiences
Instruction in self-advocacy
Job exploration counseling
Counseling on opportunities for enrollment in comprehensive transition or postsecondary educational programs

Least Important

Reflection Opportunity II

05. Describe best practices and common errors for completing the scholarship application process

Scholarship Application FAQ

High school counselors and advisers should provide as much information about the scholarship application process as possible, so that students and their families can reduce debt incurred while paying for college. Here is a list of some frequently asked questions to help guide advising sessions and conversations focused on scholarship applications:

Click on each of the cards to learn how to answer the question.

What is the difference between a lottery scholarship and a merit scholarship?

How does community service increase the chance of receiving a scholarship?

Students who do not meet the criteria exactly should not apply. Scholarship programs typically receive thousands of applications, so anyone who doesn't meet the requirements is typically disqualified.

Flashcards

Click on each of these topics to learn more about common ApplyTexas student errors.

EXPAND ALL

COLLAPSE ALL

Failure to Choose the Correct Semester of Entry



Failure to Submit an Official Copy of Their College Transcript



When a dual-credit student fills out an ApplyTexas application, they enter the number of college credit hours they have earned or expect to earn. Some students may think this is the only step required to receive college credit hours and do not follow up with their dual-credit institution to submit an official transcript.

Accordions

A group of diverse students is sitting on wooden bleachers in a school setting. They are engaged in various activities: some are looking at laptops, others at notebooks or smartphones. The scene is overlaid with a semi-transparent blue and purple gradient. The text 'Academy Syllabus' is prominently displayed in the center in a large, white, bold font.

Academy Syllabus

CAREER PATHWAYS

Career Pathways: Foundational Knowledge – 1 hour

- 📍 Basic Principles of Career Pathways

Career Exploration – 1 hour

- 📍 Career Assessments

Academic Planning – 2 hours

- 📍 High School Personal Graduation Plan
- 📍 Career Clusters, Pathways, and Endorsements

Career Planning – 1 hour

- 📍 Career Outlook

Career Learning Experience – 1 hour

Work-Based Learning Experiences

FINANCIAL AID

Financial Aid: Foundational Knowledge – 1 hour

- 📍 Basic Principles of Financial Aid

Financial Aid Application Process – 3 hours

- 📍 Free Application for Federal Student Aid (FAFSA)
- 📍 Texas Application for State Financial Aid (TASFA)
- 📍 CSS Profile

Scholarship Application Process – 3 hours

- 📍 Scholarship Applications
- 📍 QuestBridge National College Match
- 📍 National Merit Scholarship Program

College Cost – 1 hour

- 📍 College Finances

POSTSECONDARY PATHWAYS

Postsecondary Pathways: Foundational Knowledge – 1 hour

- 📍 Basic Principles of Postsecondary Pathways

Admission and Application Process – 8 hours

- 📍 ApplyTexas
- 📍 Common Application (Common App)
- 📍 NCAA and NAIA Eligibility Centers
- 📍 Coalition Application
- 📍 Universal College Application (UCA)
- 📍 Military Academy Applications
- 📍 Military Enlistment
- 📍 College Credits

Entrance and Placement Exams – 4 hours

- 📍 SAT
- 📍 ACT
- 📍 Texas Success Initiative Assessment (TSIA)
- 📍 Armed Services Vocational Aptitude Battery (ASVAB)

Postsecondary Research – 1 hour

- 📍 Researching Postsecondary Options

SPECIALTIES

Transition Advising – 1 hour

- 📍 Transition Services for Students with Disabilities

Advising Highly Mobile Populations – 1 hour

- 📍 Advising Highly Mobile Students

Middle School College and Career – 1 hour

- 📍 Starting Early: College and Career Readiness in Middle School

WEBINARS IN 2019–2020

December 3, A–F Accountability: Make an Impact Using Texas OnCourse

January 14, Resources for Working with Families with Special Circumstances

<https://texasoncourse.org/tools/monthly-webinar-series/>

Questions for our Team

Type your question in the chat box!

Quotes from Your Colleagues

"If I don't know the answer, I can quickly obtain it, as well as provide training for other counselors and staff members in my school."

"As questions come up from students and parents or even other administrators, I have a go-to. That makes me look good – that I know where to go to find an answer if I don't know it."

Thank you!

Follow-up email with recording, links, and resources is soon to come!

TEXASONCOURSE