



**September Monthly Webinar  
2019-2020**

Using the Texas OnCourse Family Guide

# Participation & Interaction

The image shows a screenshot of a Zoom meeting interface. At the top, a green notification bar reads "You are viewing Success Onboardin... 's screen" with a "View Options" dropdown. The browser address bar shows "https://zoom.us". The Zoom website header includes navigation links: "SOLUTIONS", "PLANS & PRICING", "CONTACT SALES", "JOIN A MEETING", "HOST A MEETING", and "MY ACCOUNT". The main content area features several service cards: "Meetings" (Online Meetings, Training & Technical Support), "Video Webinar" (Marketing Events & Town Hall Meetings), and "Developer Platform" (Empower Your Apps With Video, Voice & Screen Sharing). A "Q&A" window is overlaid in the center, displaying "You have no question." and an input field with the placeholder "Input questions and comments here!". Below the input field is a "Send Anonymously" checkbox and a "Send" button. At the bottom of the meeting interface, there is a control bar with "Audio Settings", "Chat", "Raise Hand", "Q&A", and "Leave Meeting" buttons.



# ABOUT TEXAS ONCOURSE

Texas' definitive source for college and career planning.



# College, Career, and Military Readiness Tools For Your School

[www.texasoncourse.org](http://www.texasoncourse.org)

**More than**



**12,000  
EDUCATORS**



**3,000  
SCHOOLS**



**900  
DISTRICTS**

**use Texas OnCourse**

# AGENDA

- Introductions
- TXOC Family Guide: Resource Spotlight
  - Jaslyn Green
- Leader Fellow Best Practices
  - Megan Guidry, Granbury Middle School, Granbury ISD
  - Dyann Wilson, Teague Middle School, Aldine ISD
- Q & A and Wrap up
- 2019-2020



# Lara Gueguen

Senior Partnerships Coordinator, Texas OnCourse



# Jaslyn Greene

Associate Director of Content and Resources, Texas OnCourse





# Megan Guidry

OnCourse Leader Fellow

Granbury Middle School, Granbury ISD

A group of students sitting on bleachers, some using laptops and smartphones. The image has a blue and purple color overlay.

# RESOURCE SPOT LIGHT

## Texas OnCourse Family Guide

# Transforming Family Engagement



# QUEST FOR YOUR STUDENT'S SUCCESS

Third Edition 2019

Family Guide to Your  
Middle School Student's Future

---



## Overview

- Unit 1: Purposeful Planning
- Unit 2: Personal and Professional Toolkit

# Curriculum Guide vs Family Guide

## Contents

Introduction.....	iv
Combining Game Play with Classroom Lessons.....	iv
Leverage the Texas OnCourse High School Readiness Survey to Better Target Instruction.....	v
Suggested Implementation Plan: Fall or Spring Semester.....	vi
Suggested Implementation Plan: Both Fall and Spring Semester.....	viii
Unit 1: Purposeful Planning.....	01
Essential Question: How Do I Find My Purpose?.....	01
<b>Chapter 1: Who Am I?.....</b>	<b>06</b>
Lesson 1.1: My Vision.....	06
Lesson 1.2: Investigating Career Clusters and Programs of Study.....	09
Lesson 1.3: Deep Dive into My Preferred Career Clusters.....	12
Lesson 1.4: Understanding the Five High School Endorsements.....	16
Lesson 1.5: Endorsement Requirements.....	20
Lesson 1.6: Find Your Path.....	23
<b>Chapter 2: Where Do I Want to Go?.....</b>	<b>27</b>
Lesson 2.1: Your High School Transition.....	27
Lesson 2.2: The Foundation High School Program and High School Personal Graduation Plan.....	30
Lesson 2.3: What is the Distinguished Level of Achievement and Why Should I Consider It?.....	33
Lesson 2.4: Leaving Home.....	36
Lesson 2.5: Postsecondary Options.....	38
Lesson 2.6: Roadmap Checklist.....	42
Lesson 2.7: Summer after High School Graduation.....	45
Performance Assessment: My Vision.....	48
Unit 2: Personal and Professional Toolkit.....	50
Essential Questions.....	50
Chapter 1: College and Career Readiness.....	55
Lesson 1.1: Investigating Skills.....	55
Lesson 1.2: What is College and Career Readiness?.....	58
Lesson 1.3: Space Journal.....	62
Chapter 2: Finances.....	65
Lesson 2.1: Investigating Money Management.....	65
Lesson 2.2: Exploring Financial Accounts.....	71
Lesson 2.3: Understanding Credit.....	75
Lesson 2.4: Paying for College.....	79

## Contents

Why a Family Guide?.....	iv
Family Guide Overview.....	01
<b>Unit 1, Chapter 1 – Who Am I?.....</b>	<b>02</b>
Part 1: Interests and Skills.....	02
Family Action Step.....	03
Part 2: Career Clusters and Endorsements.....	05
Family Action Step.....	12
<b>Unit 1, Chapter 2 – Where Do I Want to Go?.....</b>	<b>13</b>
Part 1: High School Personal Graduation Plan.....	13
Part 2: Distinguished Level of Achievement.....	16
Part 3: Postsecondary Pathways.....	17
Part 4: Planning, Checklists, and Meeting Your Student’s Counselor.....	21
Family Action Step.....	23
Career Portfolio Fill-in.....	25
Eighth Grade High School and Career Exploration Worksheet.....	29
Six-Year Dream Plan.....	33
Unit 2, Chapter 1 – College and Career Readiness.....	35
Skills for the Modern Job Market.....	36
Unit 2, Chapter 2 – Finances.....	37
Family Action Step.....	40
Unit 2, Chapter 3 – Management.....	42
Life Skills for Your Student.....	42
Conversation Starters.....	44
Unit 2, Chapter 4 – Getting Involved.....	46
How can your student learn about careers of interest?.....	46
Family Action Step.....	49
Unit 2, Chapter 5 – The Search.....	50
Help Your Student Develop a Career Portfolio.....	50

# Family Guide References

## Connecting with the classroom

### Appendix B: Family Guide Take-Home Cards

These take-home cards help educators communicate what is happening in the classroom and how parents can further the discussion at home or find more information on the topic.



Each page has five copies of the same reference card. Spanish translations are after all the English cards.

1. Print off the reference cards and use as they come up in the curriculum guide.
2. Make your required number of copies.
3. Cut references into strips, one per student, to send home with them.



#### Unit 1, Lessons 1.2-1.5

In class we are studying the career clusters and career pathways and how they align with your student's endorsement choice.

For more information and to extend the discussion:  
Pages 5-12 of the Texas OnCourse Family Guide.



#### Unit 1, Lessons 1.2-1.5

In class we are studying the career clusters and career pathways and how they align with your student's endorsement choice.

For more information and to extend the discussion:  
Pages 5-12 of the Texas OnCourse Family Guide.



#### Unit 1, Lessons 1.2-1.5

In class we are studying the career clusters and career pathways and how they align with your student's endorsement choice.

For more information and to extend the discussion:  
Pages 5-12 of the Texas OnCourse Family Guide.



#### Unit 1, Lessons 1.2-1.5

In class we are studying the career clusters and career pathways and how they align with your student's endorsement choice.

For more information and to extend the discussion:  
Pages 5-12 of the Texas OnCourse Family Guide.

# Family Guide References

## Available in Spanish



### Unidad 1, lecciones 1.2–1.5

Estamos estudiando en clase acerca de los conjuntos de carreras y las trayectorias profesionales, y cómo encajan con la elección de especialidad (endorsement) de su estudiante.

Para obtener más información y profundizar en el tema, consulte:  
Páginas 5–12 de la Guía familiar de TexasOnCourse.

---



### Unidad 1, lecciones 1.2–1.5

Estamos estudiando en clase acerca de los conjuntos de carreras y las trayectorias profesionales, y cómo encajan con la elección de especialidad (endorsement) de su estudiante.

Para obtener más información y profundizar en el tema, consulte:  
Páginas 5–12 de la Guía familiar de TexasOnCourse.

---



### Unidad 1, lecciones 1.2–1.5

Estamos estudiando en clase acerca de los conjuntos de carreras y las trayectorias profesionales, y cómo encajan con la elección de especialidad (endorsement) de su estudiante.

Para obtener más información y profundizar en el tema, consulte:  
Páginas 5–12 de la Guía familiar de TexasOnCourse.

---



### Unidad 1, lecciones 1.2–1.5

Estamos estudiando en clase acerca de los conjuntos de carreras y las trayectorias profesionales, y cómo encajan con la elección de especialidad (endorsement) de su estudiante.

Para obtener más información y profundizar en el tema, consulte:  
Páginas 5–12 de la Guía familiar de TexasOnCourse.

---



## Eighth Grade High School and Career Exploration Worksheet

Fill out this worksheet to prepare for meeting with your school counselor about your high school and career plans.

### Possible Endorsements

#1 \_\_\_\_\_

#2 \_\_\_\_\_

### Four Courses of Interest

Write these courses in the sequence you'd take them.

#1 \_\_\_\_\_

#2 \_\_\_\_\_

#3 \_\_\_\_\_

#4 \_\_\_\_\_

### Career(s) of Interest

#1 \_\_\_\_\_

#2 \_\_\_\_\_

#3 \_\_\_\_\_

# Counselor Connections





## Conversation Starters

Choose the ones that apply to you and your student...

**Cell phones are great – but** parents and guardians don't often know what's on their student's phone.

It can come as quite a shock to find out. Cyber-bullying is real and many students suffer in silence, afraid to talk to parents or guardians about it. It's up to you (you're paying the bill) to set limits: time of use, shut off at school, you have their password, etc. It doesn't show lack of trust to set limits. It lets kids know you care. Come up with a written contract for cell phone use and stick to it.

**Encourage independence.** It's important to let middle school students have some independence. Sometimes this means they pick the sport or class they want, not what you would prefer. Common sense should govern how much independence you give your student. The basic rule is that you should know where they are and who they're with when they aren't with you. Set up a system to be notified where your student is. Have check-in times and curfews (via texts, phone check-ins, etc.).

**Don't rescue them from natural consequences.** Failure can teach people things they can't learn any other way. If your student fails a test, be concerned but don't assume it's the teacher's fault or that your student is "bad." Failure can teach us resilience, lead us to new knowledge, and make us more successful. Facing the consequences of our behavior is a responsibility and a skill. No one wins or is successful all the time – we're human! Relate actual times you failed to your student and discuss what you learned.

**You are your student's role model.** They may never say it, but your student looks up to you and models their behaviors on yours. So be the best model you can be. Show respect, really listen to what your student says, keep a positive outlook, work on anger management, and give them the freedom to be who they are. Make an actual list of what you value in life and share it with your student. It will let them know a bit more about who you are.

# Conversation Starters



## Family Action Step

Your student asks: "Who am I, and where am I going?"

Huge questions, right? We'll narrow them down to manageable parts so you can lead your student to self-knowledge. The quickest way to do this is through interactive activities. Below are questions that will help figure things out. We recommend that you do these activities along with your student. Then compare notes.

The results will lead your student to a better understanding of what high school courses to take, careers that might fit them, and the education or training they'll need after high school to pursue their dream career.

### Who am I? (Personality)

While it can take a lifetime to figure this out, let's start simply by looking at personality in terms of career and vocational choice. John L. Holland started developing his theory of career choice in the 1950s. It sorts people into six categories.

- Realistic (building, fixing, working outdoors)
- Investigative (thinking, researching, experimenting)
- Artistic (creating, designing, expressing)
- Social (helping, teaching, encouraging)
- Enterprising (persuading, leading, selling)
- Conventional (organizing, categorizing, recording)

Your student's answers will help them learn about their career interest area and what it says about them. Take a look at the [Holland Code Career Test](https://tinyurl.com/glokwu8) (tinyurl.com/glokwu8). This can be a fun activity for parents and guardians, too.

# Family Action Steps

# Download the Family Guide


Go to [www.texasoncourse.org](http://www.texasoncourse.org)


The screenshot shows the Texas OnCourse website interface. At the top left, there is a language selection option: "En Español or Select Language | ▼". The main navigation bar includes the "TEXAS ONCOURSE" logo and several menu items: "ABOUT", "WHAT'S NEW", "TOOLS", "STUDENTS & FAMILIES", and "EDUCATORS". The "TOOLS" menu is expanded, displaying a list of resources: "All Tools", "Texas OnCourse Academy", "MapMyGrad", "MiddleGalaxy", "Share Your Road", "Roadtrip Texas", "Middle School Curriculum Guide", "Middle School Family Guide", "Monthly Webinar Series", and "Digital Office Hours". A blue call-to-action button in the main content area reads "Explore our middle school resources" with a red arrow pointing to the right. The background of the main content area features a blurred image of people looking at documents. The "ASONCOURSE" logo is visible in the bottom right corner.

# Spanish Version Available



A screenshot of the Texas OnCourse website. At the top left, a red arrow points to a language selection menu that includes the text "En Español" and "or" followed by a "Select Language" dropdown menu. Below this is the Texas OnCourse logo and a navigation menu with items: "ABOUT", "WHAT'S NEW", "TOOLS", "STUDENTS & FAMILIES", and "EDUCATORS". The main content area features a banner with a family photo and the text "GRAD REQUIREMENTS | ENDORSEMENTS", "Quest for Your Student's Success: A Family Guide", and "by Texas OnCourse". A blue button labeled "Download the PDF" is positioned at the bottom left of the banner. The Texas OnCourse logo is also present in the bottom right corner of the page.

En Español or  Select Language ▼


 ABOUT ▾ WHAT'S NEW TOOLS ▾ STUDENTS & FAMILIES ▾ EDUCATORS ▾

GRAD REQUIREMENTS | ENDORSEMENTS

## Quest for Your Student's Success: A Family Guide

by Texas OnCourse

[Download the PDF](#)



In English

Select Language



SOBRE TEXAS  
ONCOURSE

COSAS  
NUEVAS

HERRAMIENTAS

ESTUDIANTES Y  
FAMILIARES

REQUISITOS DE GRADUACIÓN | ESPECIALIDADES

# La Búsqueda del Éxito de su Estud Una Guía Familiar

de Texas OnCourse

Descarga el PDF





## **Partnering for Success**

**Build districts' capacity to provide effective CCR instruction by providing free, high-quality instructional materials that can be flexibly adapted to different implementation models**

# Beyond Grad & Texas OnCourse: Where we are going

## Texas OnCourse 2.1 (Beyond Grad GEAR UP Primary Cohort)

### We have added:

- Essential questions
- Enduring Understandings
- Lesson Objectives
- Suggestions for Differentiation
- Re-ordering of lessons
- Detailed lesson plans

## Texas OnCourse 3.0 & Expanded Pilot (GEAR UP + Other Texas Public ISDs)

### Significant Curriculum Update Based On:

- IMQE Review feedback
- Beyond Grad GEAR UP implementation feedback

### Key Updates

- Inclusion of student competencies in current & new lessons
- Student workbook
- Family Guide

## Texas OnCourse 4.0 & Statewide Pilot (Representative Sample of 100+ Texas Public ISDs)

### Update Based On:

- TXOC 3.0 Pilot feedback (collected)
- TXOC 4.0 Pilot feedback (real-time)

### Key Updates

- Implementation guide
- All teacher, student, & family resources available online

## Texas OnCourse 4.0 & Statewide Adoption



Improved CCR Outcomes  
for all Texas students  
through statewide  
resources, training, and  
implementation support.

A group of students sitting on bleachers, some using laptops and smartphones. The image has a blue and purple color overlay.

# Family Engagement Best Practices

Megan Guidry

Granbury Middle School

Granbury ISD



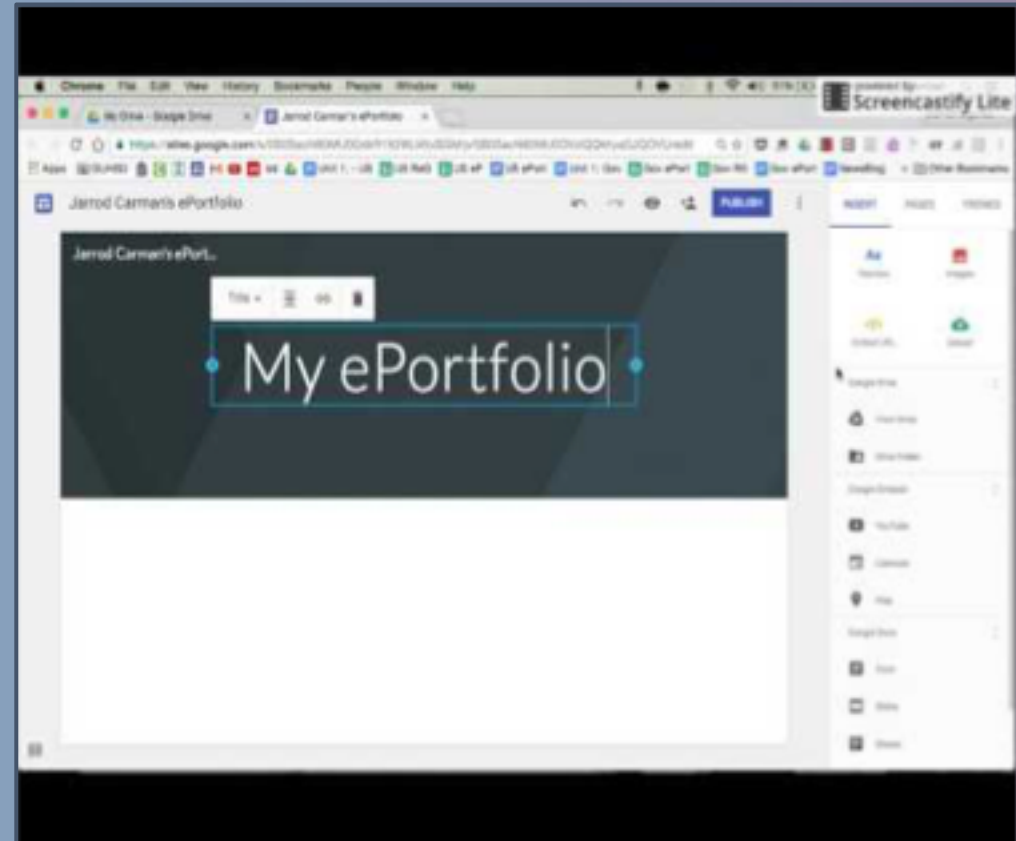
# Family Nights

Megan Guidry, Granbury Middle School

- Annual Family Nights
  - Pair with athletic events
  - Make chromebooks available for families upon entering event
  - Prepopulate with presentations
- Topics include:
  - College and career planning tools
  - Social emotional issues and parenting
  - Athletic game nights

# Technology

- Granbury ISD is a google district
- Students create digital portfolios
- Students complete different online components and track their progress



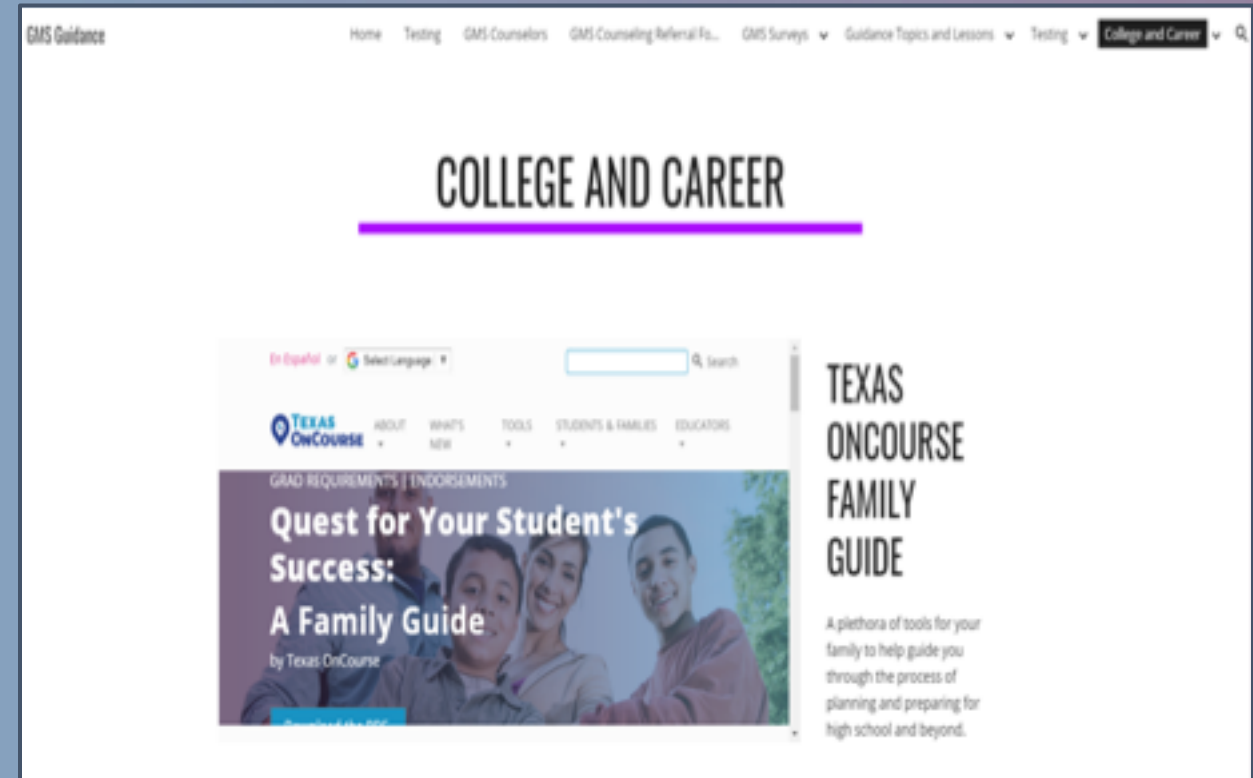
# Avid Ambassadors

- Granbury ISD is an AVID district
- Support campus wide college and career tools and assessments
- Work directly with AVID students
- AVID students work as ambassadors and help other students with this instruction



# School website

- All materials are available to parents and guardians
- Comprehensive Schoolwide Guidance Program
- Family Guide is available with presentations



# How middle school counselors can help with 4 Year Plans

Dyann Wilson

Teague Middle School

Aldine ISD

# High School PGP's start in Middle School

- Utilize your college and career readiness courses

“Middle School Performance can have a great impact on college and career readiness” Texas OnCourse Family Guide

- Parents complete [MapMyGrad](#) and bring to counselor meetings

# Family Action Step

## Highlight from the Family Guide

- Create a timeline for starting as early as sixth grade
- Incorporate the Career Portfolio
- Explore career pathways and endorsements in middle school grades
- Eighth grade High School and Career Exploration worksheet

# Family Engagement Nights

- 4 Year Plan Signing Nights
- Great way to promote family engagement
- Counselors discuss endorsements, career pathways and courses of interest
- These events are great career conversation starters with families



# Quick references






## For Parents

- [Texas Career Check Interest Profiler](#)
- [Aptitude Career Test](#)
- [Which careers match your skills?](#)
- [What do you want to do for a living?](#)

Each resource is listed on page 4 of the Guide

# Texas Career Check

identify occupations relevant to your students' likes and interests.

Interest Profiler Questions	 Strongly Dislike	 Dislike	 Unsure	 Like	 Strongly Like
✓ 1. Build kitchen cabinets	<input type="radio"/>	<input type="radio"/>	<input type="radio"/>	<input type="radio"/>	<input type="radio"/>
✓ 2. Lay brick or tile	<input type="radio"/>	<input type="radio"/>	<input type="radio"/>	<input type="radio"/>	<input type="radio"/>
✓ 3. Develop a new medicine	<input type="radio"/>	<input type="radio"/>	<input type="radio"/>	<input type="radio"/>	<input type="radio"/>
✓ 4. Study ways to reduce water pollution	<input type="radio"/>	<input type="radio"/>	<input type="radio"/>	<input type="radio"/>	<input type="radio"/>
✓ 5. Write books or plays	<input type="radio"/>	<input type="radio"/>	<input type="radio"/>	<input type="radio"/>	<input type="radio"/>
✓ 6. Play a musical instrument	<input type="radio"/>	<input type="radio"/>	<input type="radio"/>	<input type="radio"/>	<input type="radio"/>

# Aptitude Career Check

Discover your students' top career matches



## Interests

Will I find this career interesting?

Research shows that people's interests in a career are the number one predictor of satisfaction.



## History & Goals

Will my life position help me get a job in this career?

Where you live, your experience, and your salary expectations are all important when looking at not just careers but jobs.



## Workplace

Will the typical workplace of this career make me happy?

Whether you're in office or outside, with supervisors or independent, are a large determinant of at-work happiness.



## Personality

Will I be good at this career?

Personality fit with a career is the best predictor of on-job performance. Jobs with high personality fit are not always obvious and might surprise you.

# Education Planner

## What careers match your goals?



STUDENTS

PARENTS

COUNSELORS

Career Planning

Career Planning Checklists

### Find Careers

- Career Clusters Activity
- **Which Careers Match Your Skills?**
- Career Search
- Career Videos
- Hot Jobs for the Future
- It's Not All About Money
- Schools for Your Career

Get Experience

Explore Salary and Pay

## Which Careers Match Your Skills?

[Download Worksheet](#)



One way to begin your search for a career is to think about the things you are good at doing and then find careers that match your skills.

In the list below, select all of the things you are good at and enjoy doing. Then click the "Show Me the Results" button to see some careers that may interest you.

I am good at:

[Start Over](#)

- |   |  |
|---|--|
| <input type="checkbox"/> Working with my hands                      | <input type="checkbox"/> Working with machines and tools     |
| <input type="checkbox"/> Building and fixing things                 | <input type="checkbox"/> Studying math or science            |
| <input type="checkbox"/> Solving problems and puzzles               | <input type="checkbox"/> Working with computers              |
| <input type="checkbox"/> Singing, acting, dancing, or playing music | <input type="checkbox"/> Being creative (writing, art, etc.) |
| <input type="checkbox"/> Speaking or performing in front of others  | <input type="checkbox"/> Helping people solve problems       |
| <input type="checkbox"/> Helping people feel better                 | <input type="checkbox"/> Teaching people how to do things    |
| <input type="checkbox"/> Leading projects and people                | <input type="checkbox"/> Selling things or ideas             |

# My Next Move

What do you want to do for a living?

"I want to be a ..."



**Search careers  
with key words.**

Describe your dream career in a few words:

Examples: doctor, build houses

Search



"I'll know it when I see it."



**Browse careers  
by industry.**

There are over 900 career options for you to look at. Find yours in one of these industries:

Administration & Support Services

Browse



"I'm not really sure."



**Tell us what you  
like to do.**

Answer questions about the type of work you might enjoy. We'll suggest careers that match your interests and training.

Start



A group of five diverse students walking along a paved path on a university campus. They are all looking at their mobile devices. The scene is overlaid with a semi-transparent blue and purple gradient. The text is centered over the image.

# Questions for our Guest Speakers

Type your question in the chat box!

# WEBINARS IN 2019-2020

October 1<sup>st</sup> Navigating Financial Aid

November 5<sup>th</sup>, Endorsements and Career Pathways

December 3<sup>rd</sup> A-F Accountability: Make an Impact Using Texas OnCourse

<https://texasoncourse.org/tools/monthly-webinar-series/>

An aerial photograph of a winding asphalt road with yellow lane markings, curving through a dense, lush green forest. The trees are tall and closely packed, creating a textured canopy. The lighting is soft, suggesting a late afternoon or early morning setting.

**Thank you!**